


Put On Your T-shirt



1. Find and circle 5 differences.



2. Color.




Lesson 1: Unit Introduction

Words: T-shirt, socks, shorts, pants, jacket, shoes

WORDS

  1. Look and match.



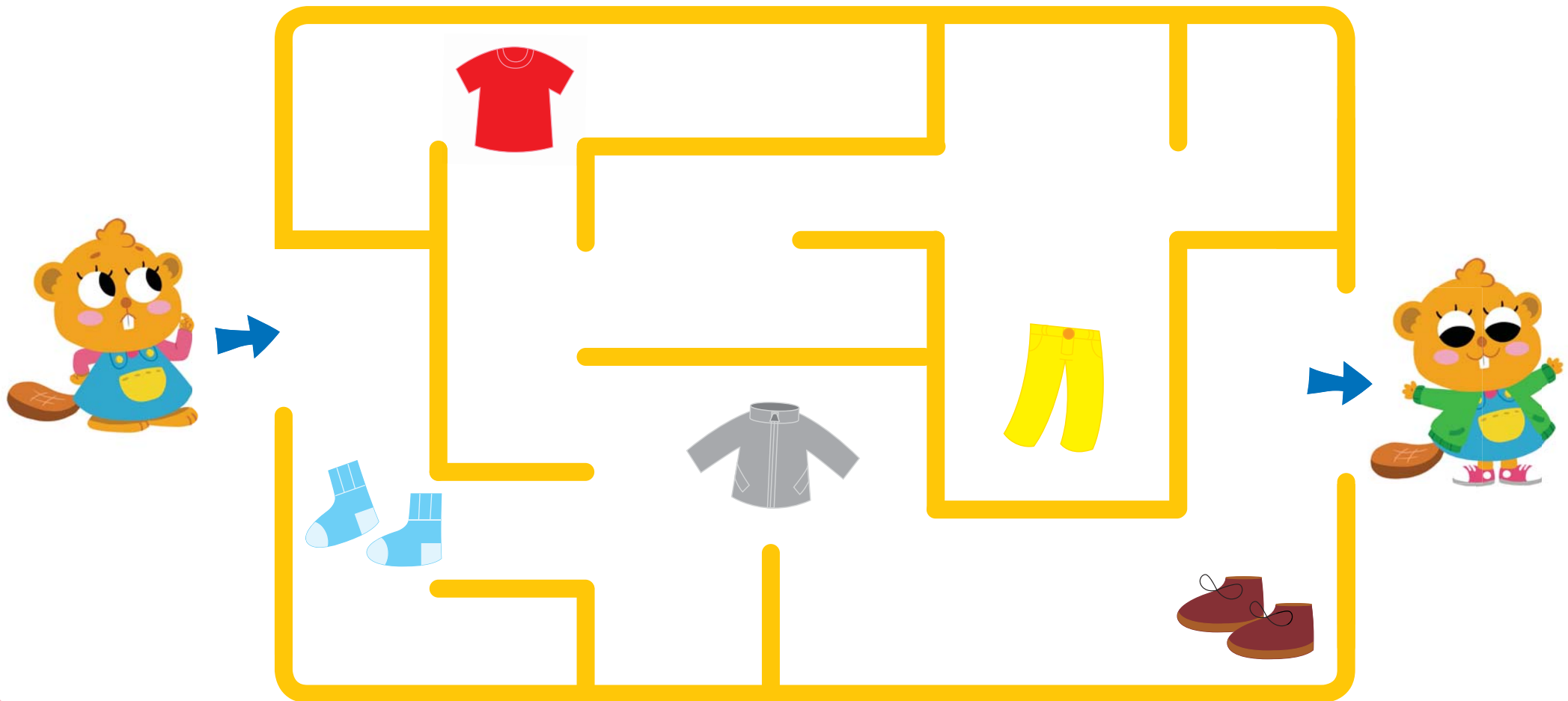
Lesson 2: Vocabulary Presentation

Words: shoes, shorts, jacket, T-shirt, socks, pants

SENTENCES

Put On Your Shoes

1. Follow the path. 2. Circle the clothes Bonnie finds.



Lesson 3: Grammar Presentation

Words: socks, T-shirt, jacket, pants, shoes

Sentences: Put on your shoes. Yes, Mom!



1. Look and number in order.

Visiting Grandma



Lesson 4: Story


Words: grandma, mom, shoes, jacket, sunny, rainy, take care

Sentences: Put on your jacket. Yes, Mom!

VALUES

Take Care of Your Clothes

-   1. Look and draw faces.  2. Color.



Lesson 5: Values

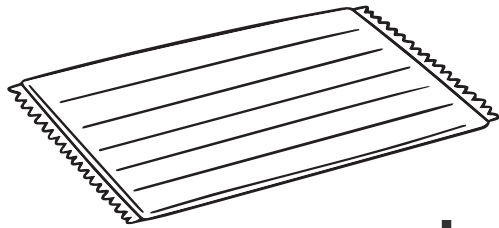
Values: Take care of your clothes

Words: jacket, shoes, floor, hang, cupboard, clothes

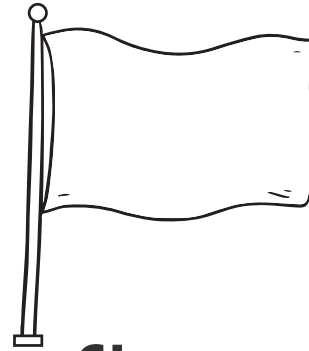
PHONICS

Long a (a-e, ai)

1. Trace the letters. 2. Color the words with a long a sound.



mat




flag



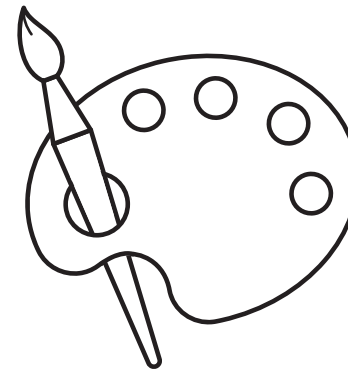
tail



cape



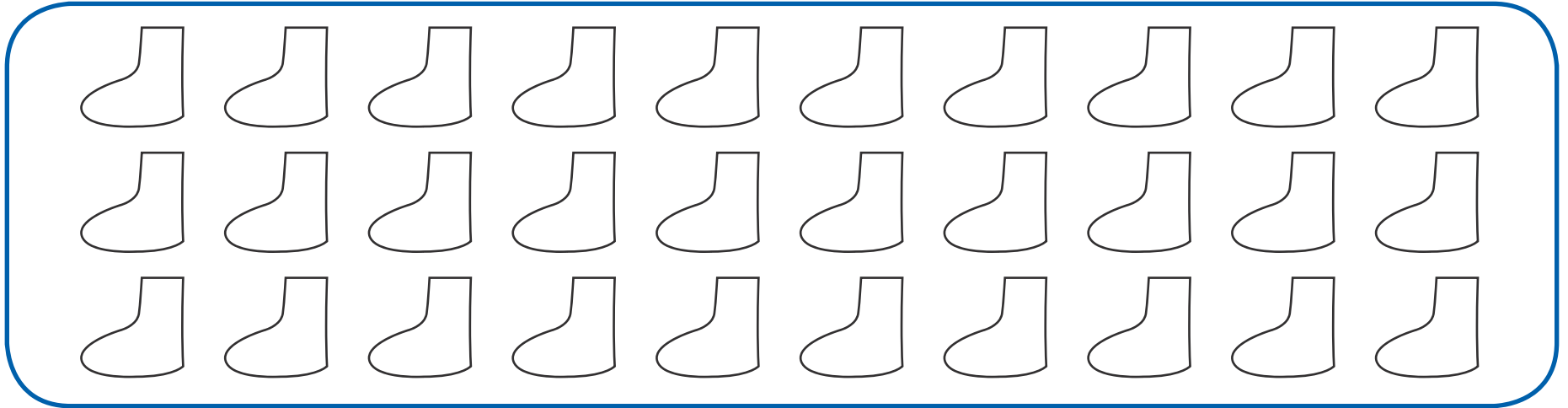
table



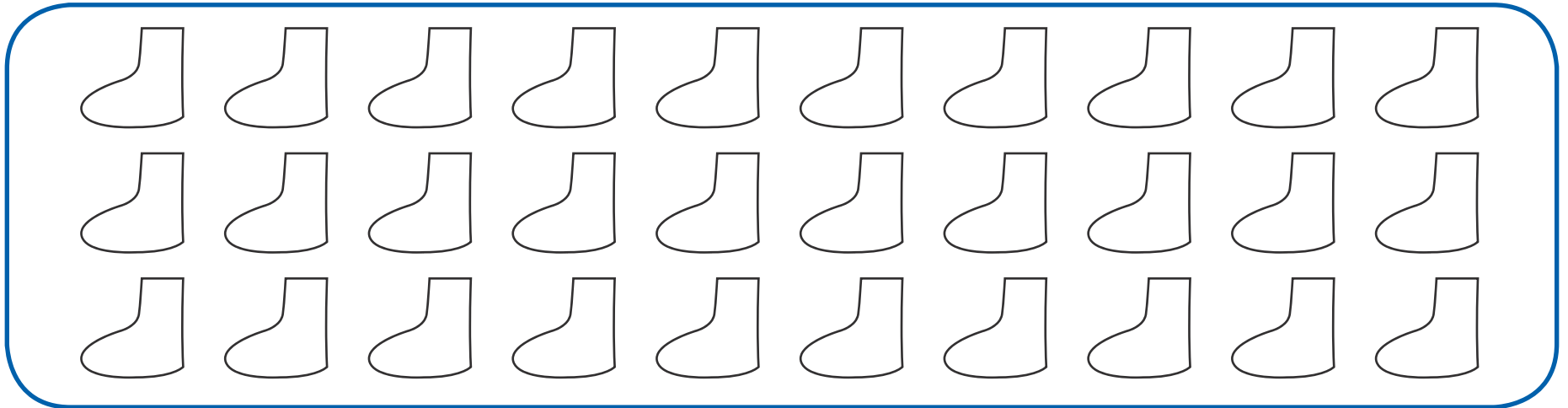
paint

-  1. Trace the numbers.  2. Color the correct number of socks.

24



29



SOCIAL STUDIES

Give Old Clothes to Charity

 1. What can you give to charity? Draw lines to put them in the box.




Lesson 8: CLIL

Social Studies: Give old clothes to charity

Words: shorts, dress, carrot, dog, box, charity, T-shirt, chicken, pants

PROJECT *Paper Doll Chain*

-  1. Draw clothes for the dolls.  2. Color.



REVIEW



1. Look, cut, and glue the missing clothes halves.



Lesson 10: Review

Words: shoes, socks, shorts, jacket, T-shirt, pants

Sentences: Put on your socks. Yes, Dad.

