

# Contents

## Pronouns and Be-Verbs

<b>Lesson 1</b>	<b>Be-Verbs: Affirmatives and Negatives</b>	4
<b>Lesson 2</b>	<b>Be-Verbs: Yes/No Questions</b>	7
<b>Lesson 3</b>	<b>Possessives and This/That/These/Those</b>	10
<b>Lesson 4</b>	<b>What/Who/Whose + Be ...?</b>	13

## Nouns

<b>Lesson 5</b>	<b>Singular and Plural Nouns</b>	16
<b>Lesson 6</b>	<b>Count and Noncount Nouns</b>	19
<b>Lesson 7</b>	<b>a/an/the + Noun</b>	22
<b>Lesson 8</b>	<b>There + Be + Noun</b>	25

## Adjectives

<b>Lesson 9</b>	<b>Adjectives</b>	28
<b>Lesson 10</b>	<b>Comparatives</b>	31

## Present Simple

<b>Lesson 11</b>	<b>Present Simple: Affirmatives</b>	34
<b>Lesson 12</b>	<b>Present Simple: Negatives</b>	37
<b>Lesson 13</b>	<b>Present Simple: Yes/No Questions</b>	40

## Present Continuous

<b>Lesson 14</b>	<b>Present Continuous: Affirmatives</b>	43
<b>Lesson 15</b>	<b>Present Continuous: Negatives</b>	46
<b>Lesson 16</b>	<b>Present Continuous: Yes/No Questions</b>	49
<b>Lesson 17</b>	<b>What/Who in Present Continuous</b>	52

## Prepositions and Others

<b>Lesson 18</b>	<b>Prepositions of Place</b>	55
<b>Lesson 19</b>	<b>Helping Verbs</b>	58
<b>Lesson 20</b>	<b>Imperatives</b>	61

# Be-Verbs: Affirmatives and Negatives

## A Look and Learn

### Be-Verbs: Affirmatives

- ① The verb **to be** expresses the state of being.
- ② The verb **to be** has three forms in the present tense: **am, are, is**.  
The form of **to be** depends on the subject. Contractions are often used in speaking and writing.


Singular			Plural		
I	am	= I'm	We	are	= We're
You	are	= You're	You	are	= You're
She/He/It	is	= She's/He's/It's	They	are	= They're

## B Look and Practice


### Look and write.



1 I am a student.  
= I'm a student.



2 \_\_\_\_\_ a teacher.  
= \_\_\_\_\_ a teacher.



3 \_\_\_\_\_ an umbrella.  
= \_\_\_\_\_ an umbrella.



4 \_\_\_\_\_ singers.  
= \_\_\_\_\_ singers.



5 \_\_\_\_\_ a doctor.  
= \_\_\_\_\_ a doctor.



6 \_\_\_\_\_ dancers.  
= \_\_\_\_\_ dancers.

## C Look and Learn More

### Be-Verbs: Negatives

① The word **not** makes a negative sentence.

Singular		Plural	
I	am not = I'm not	We	are not = We aren't
You	are not = You aren't	You	are not = You aren't
She/He/It	is not = She/He/It isn't	They	are not = They aren't

② Contractions are often used in speaking and writing.

<I am not → I'm not>

<is not → isn't>

<are not → aren't>

## D Look and Practice More

### 1. Choose and write.

is

isn't

are

aren't




She isn't a nurse.

She is a doctor.



He \_\_\_\_\_ a student.

He \_\_\_\_\_ a teacher.



It \_\_\_\_\_ a cane.

It \_\_\_\_\_ an umbrella.



They \_\_\_\_\_ nurses.

They \_\_\_\_\_ cooks.



They \_\_\_\_\_ books.

They \_\_\_\_\_ albums.



We \_\_\_\_\_ dancers.

We \_\_\_\_\_ doctors.

## 2. Read and write.

- |   |                        |   |                        |
|---|------------------------|---|------------------------|
| 1 | You are dancers.       | = | <u>You're</u> dancers. |
| 2 | He is not a doctor.    | = | _____ a doctor.        |
| 3 | I am a cook.           | = | _____ a cook.          |
| 4 | They are not gorillas. | = | _____ gorillas.        |
| 5 | We are students.       | = | _____ students.        |
| 6 | She is a teacher.      | = | _____ a teacher.       |

## 3. Match and write.

1



She's not a teacher.  
\_\_\_\_\_ a student.

2



He isn't a doctor.  
He is a nurse.

3



\_\_\_\_\_ a singer.  
I'm not a cook.

4



They are lions.  
\_\_\_\_\_ bears.

5



\_\_\_\_\_ a lion.  
It is a panda.

6



It isn't a glass.  
\_\_\_\_\_ a cup.